

IFVMTO - BIOGICIEL CREATION - Installing and starting the software
« MTO'BILAN - GB »
Copyright 2013-2021

Software installation « MTO'BILAN-GB ! » Version 4

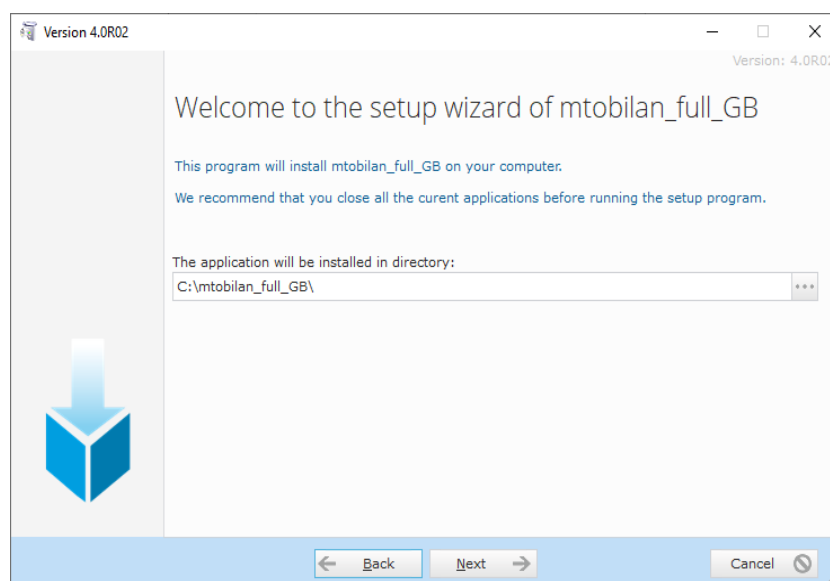
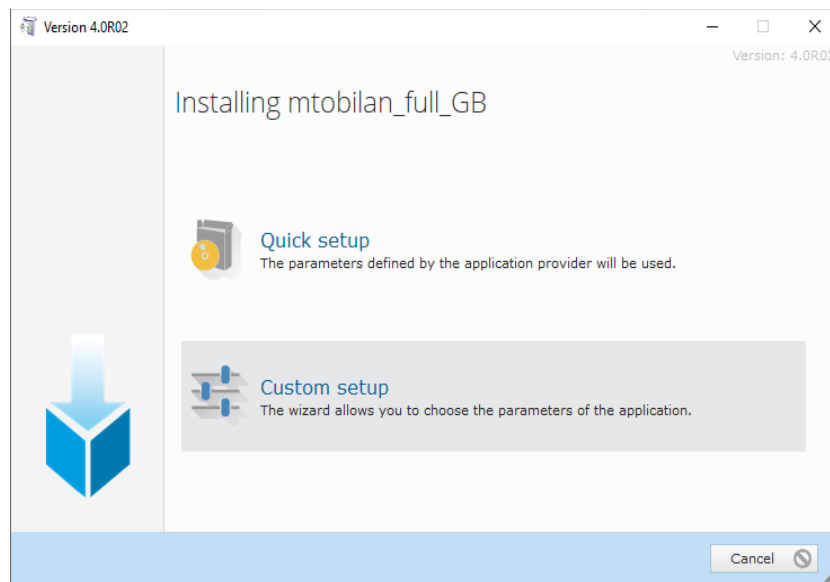
Step 1 : Software installation

Nota Bene: If the installation is blocked by Windows, if necessary disable your anti-virus and / or fire during the installation.

After downloading your software, all you have to do is run the installation executable, in this case **mtobilan_fr_install.exe**.

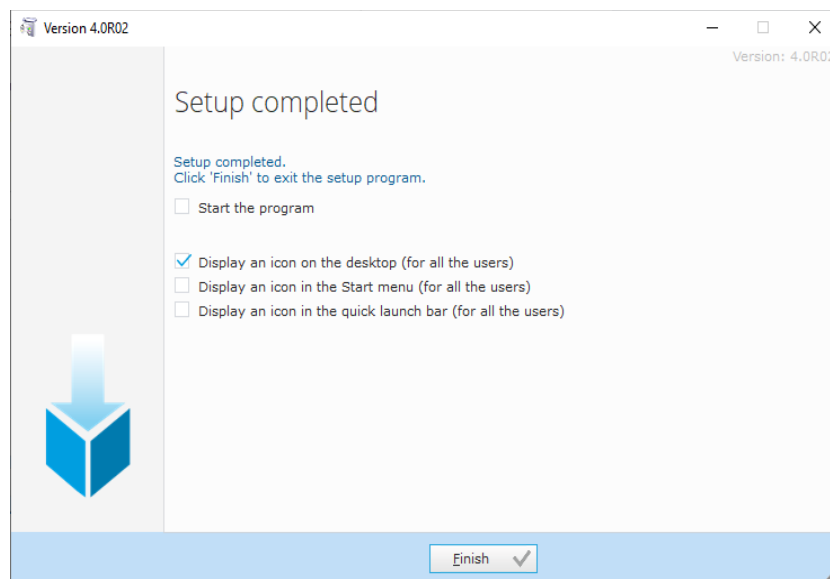
Nota Bene: Your Windows user account may ask you to confirm the installation. In this case click on YES.

Then, follow the instructions of the installer (Choose "custom setup"), in the screen following a default installation directory is proposed (C: \ mtobilan_full_gb\): We advise you to leave this directory by default, for simplicity:



IFVMTO - BIOGICIEL CREATION - Installing and starting the software
« MTO'BILAN - GB »
Copyright 2013-2021

All you have to do then is follow the instructions of the installer. At the end of this process, leave at least the option **"Display an icon on the Desktop"** checked.



At the end of the installation, this icon on the desktop allows the software to be launched:

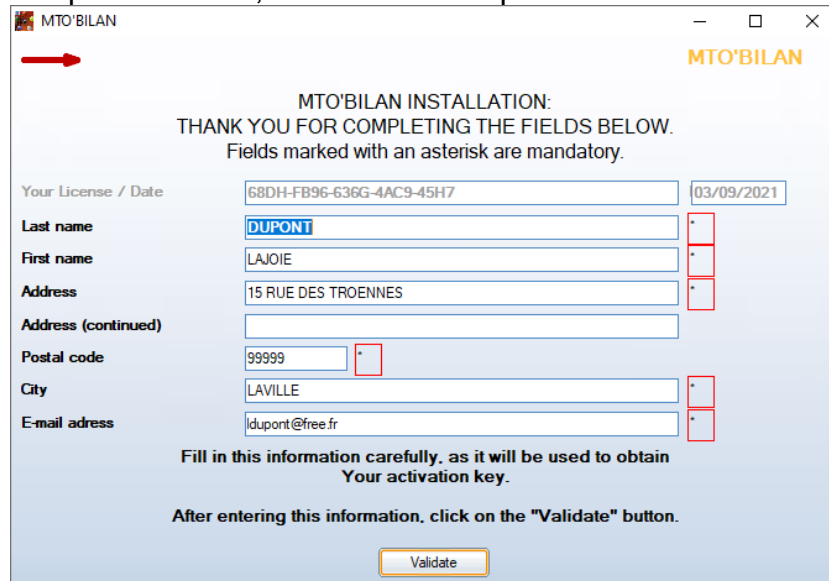


Step 2: software launch

The software is protected by a license number and an activation key. The following screen appears:

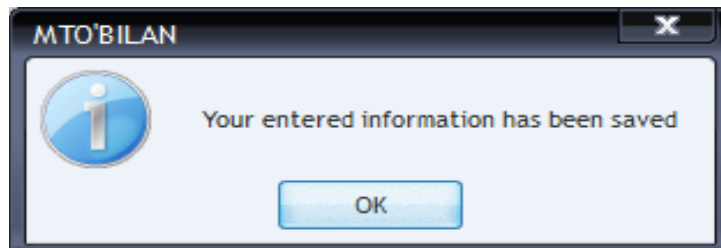
IFVMTO - BIOGICIEL CREATION - Installing and starting the software
« MTO'BILAN - GB »
Copyright 2013-2021

Then fill in the requested fields, here is an example:



Click on the button « **Validate** ».

The software then informs you that the entry has been validated:



Then you are invited to enter your activation codes, via the screen shown below; This screen will appear systematically each time you launch it as long as you have not entered your activation codes.

You can override it for 5 days by clicking on the "**Later**" button, but after 5 days you must enter the activation codes to be able to use the software, see example below:

IFVMTO - BIOGICIEL CREATION - Installing and starting the software
« MTO'BILAN - GB »
Copyright 2013-2021

Welcome to MTO'BILAN

C:\mtobilan_full_GB

ASK YOUR ACTIVATION KEYS

First possibility:

By sending an email to the address with the necessary information:
contact@biogicielcreation.com

The necessary information is grouped in the following box:
(Select information and copy - CTRL + C)

MTOBILAN Version 4.0R02 - 2021 WD26
68DH-FB96-636G-4AC9-45H7
DUPONT
99999

Second possibility:

You can also copy the contents of the license file ("Open file license" button) or send us this license file as an attachment of your e-mail.

Click on the button below to open it and save it to your disc where you like and send it as an attachment or copy and paste its content into the text of your email.

(Licence_MTOBILAN20210903.txt)

ONCE YOUR KEYS OF ACTIVATION OBTAINED, SEE THEM BELOW

Your License / Date

Activation key 1

Activation key 2

Number of days remaining to enter the activation keys :

How to get your activation keys?

WARNING: do not send a screenshot, choose one of the two solutions below:

Possibility N ° 1 to request your activation keys

This information is grouped together in the white background insert at the top of the screen, you just have to make a "copy then paste" in the email you send to :

contact@biogicielcreation.com

If you have an email manager, you can launch it directly by clicking on the "**Click here to open your email ...**" button. Otherwise go to your Webmail site.

You will receive an email with your two activation keys by return, Within 72 working hours maximum. As long as the deadline has not expired and / or you have not entered the activation keys, you can use the software in "**Restricted mode**": two diagnosis maximum.

Possibility N ° 2 to request your activation keys

Your license number and your information entered are grouped together in a text file, located in the directory where your software is installed (by default therefore C: \ mtobilan_full_GB):

Format : Licence_MTOBILAN<InstallationDate>.txt.

Example : Licence_MTOBILAN20210903.txt

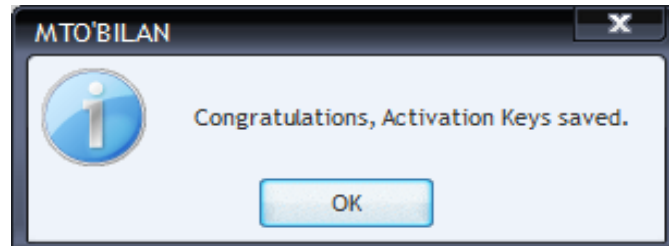
IFVMTO - BIOGICIEL CREATION - Installing and starting the software
« MTO'BILAN - GB »

Copyright 2013-2021

You can therefore also attach this file to the email you send us to contact@biogicielcreation.com to request your activation keys.

End of the activation procedure

In all cases, after entering the appropriate activation keys, a confirmation screen appears:



You can now use the software to its full functionality.

You can find your license number and activation codes information from the main drop-down menu, under "**Need help?**", Under "**License information**". .

Good diagnosis !